



Welcome Meeting For Reception parents

Tuesday 26th September 2023

The Reception Team

Rabbits Class Teachers

Mrs Birrell
(Mon - Wed)



Mrs Flashman
(Thurs - Fri)



Squirrels Class Teacher

Miss Coles



Rabbits Class Teaching Assistants



Mrs Skilton



Mrs Scottow

Squirrels Class Teaching Assistants



Miss Judge



Mrs Barnes



Mrs Mihalop

How to contact us:

- **Talk to us** 'on the door'
- **Email or call the office:** info@fetcham.surrey.sch.uk, 01372 373502 *They can forward a message or arrange a phone call/ meeting.*
- **Use the clipboard on the door** to let us know of any 'ad hoc' changes to who collects your child and sign it. Alternatively, email the office or, if it is a last minute change, call the office and they will pass the message onto the teacher.

Our website - www.fetcham.surrey.sch.uk

Please use our website for all the information you need to support your child in school.

- ▶ Each class has their own web page. Our **Rabbits and Squirrels class web pages** include: our curriculum map for this half term, half termly photos, our Reception Weekly Newsletter.
- ▶ Our Reception Weekly Newsletter is updated each Friday. It features highlights of that week's learning and what we will be learning the following week, information about Homework plus messages and reminders.
- ▶ **Tapestry** is an online learning journal we use to share some highlights of the children's learning and experiences in School. Further information and user guides are on our class web pages.

Our Reception Class Timetable

8.50 am School Doors open - children self register with their Rabbit/Squirrel and then choose their learning.

9.00 am School doors close (if late, enter via the Office)

9.05am - Morning Registration and early morning routines (select two children to be Helping Hands, Day of the Week and Weather Chart, count how many children are here, How we came to school today: Green Footprint).

9.15 am Wake and Shake (whole school)

9.30 -10.30am Independent learning (child-led learning alongside adult-led focus tasks in small groups)

10.30 am Assembly (whole school)

10.45 am Morning break time (whole school)

11.00 am Fruit time and Carpet Time

12.05 (later in the year this becomes 12.10/12.15) - Lunchtime

1.15pm - Afternoon Registration and Carpet Time

1.30pm - 2.45pm - Independent learning (child-led learning alongside adult-led focus tasks in small groups)

2.45 - Story Time

3.10 - Home Time

P.E and Woodland Learning Days

- ▶ Please make sure your child has full PE kit: shorts, T-shirt, plimsolls or trainers and a **jumper and tracksuit bottoms**.
- ▶ Please **name** everything.
- ▶ PE Days are Tuesday (indoor) and Thursday (outdoor).
- ▶ Earrings must be removed at home for PE Days.
- ▶ Long hair needs to be tied back.
- ▶ Woodland Learning has begun - make sure your child has wellies.



What is phonics?

Phonics is learning the **relationship between letters and the spoken sounds** they represent.

We teach phonics using the **Read Write Inc** programme.

Single-Letter Sounds
(including a handwriting rhyme)



Speed Sounds Set 2



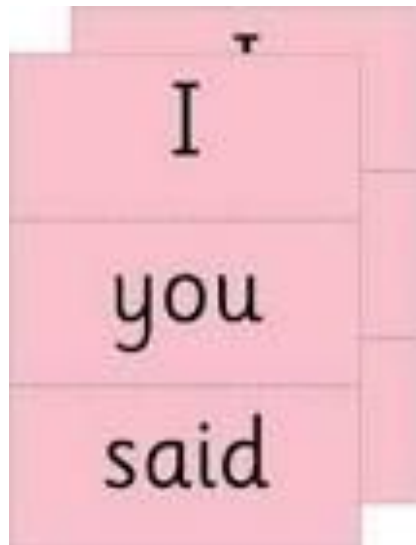
'Special friends'
(sounds using 2 or 3 letters)



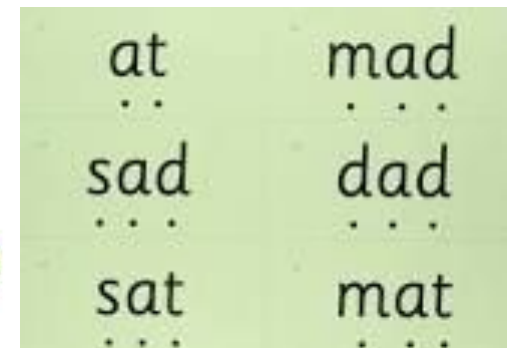
What is taught in phonics?

Phonics includes learning to **segment** and **blend**.

- Segmenting: breaking a word down into individual sounds. In Read Write Inc, this is called '**Fred Talk**'. Practise 'Fred Talk' at home. Make it fun! See if your child can give or follow instructions in Fred Talk: 'Put your hands on your h-ea-d. Can you h-o-p?'
- Blending: merging sounds together to read the whole word.



Red Words -
phonetically
irregular words to
learn by sight





Sharing books

The picture cues help the children to read the words.
Never cover up the pictures.

- Encourage your child to **hold the book and turn the pages** themselves.
- **Chat about the book. Ask your child questions.** What is happening on the front cover? What might happen next? How is he/she feeling? Many of the Sharing Books feature ideas for discussion.

Picture Cues - Linking the pictures to the text

- Encourage your child to **tell the story using the pictures.** This builds their sentence construction and vocabulary.
- After your child has had a go, you can show your child how we **read from left to right by tracking your finger** under the text. Show your child how to **point to the words as you say them**, helping them to begin to recognise how the spoken word matches the written word.

Reading is more than
just decoding words.



The hat



The basket



??? ???



Homework - Autumn Term

- **Read a sharing book** together. Write your child's reading record every time. Sharing books will be changed each Friday (you'll be given two books each week). Re-read the same book at least twice, ideally three times.
- **Phonics** - in your child's homework book. Bring the Homework Book in **every Monday**. We will send it back every Wednesday with new phonics sheets.

Phonics Homework


A sheet with full guidance will be stuck inside the homework book.

Key tips:

- Keep it short and frequent: 5 or 10 minutes on most days.
- Say the letter sound.
- Say the handwriting phrase.
- Talk about things that begin with that letter (e.g. Mummy, monkey, mat, mouse).
- Have a go at writing the letter shape if your child is ready.

Our Values

Every half term we cover two values. This half term in Reception we are looking at friendship and cooperation.



Fluffy's Diary and Sprinkles' Diary

This is an opportunity for the children to share their news about the weekend and the special places they have been together.

It is a good opportunity for the children to practise talking in front of the class.

It is a good opportunity for the children to ask each other questions.

Your child's name is chosen at random from a pot of lolly sticks. They will take home **Fluffy/Sprinkles on a Friday** and **return it the following Thursday**.

All children will get a turn over the year.

And Finally...

- ▶ Always bring in a coat, book bag and water bottle.
- ▶ Only water in water bottles please.
- ▶ Do not allow your child to bring toys or any other items into school.
- ▶ Let us know if you would like to be a Parent Volunteer supporting children's learning. Our School Policy is that parents do not volunteer in their own child's class but we would appreciate your help elsewhere in the School!

We are so proud of your lovely children, they have settled so well into their new school. We look forward to the year ahead!

Any Questions?