



---

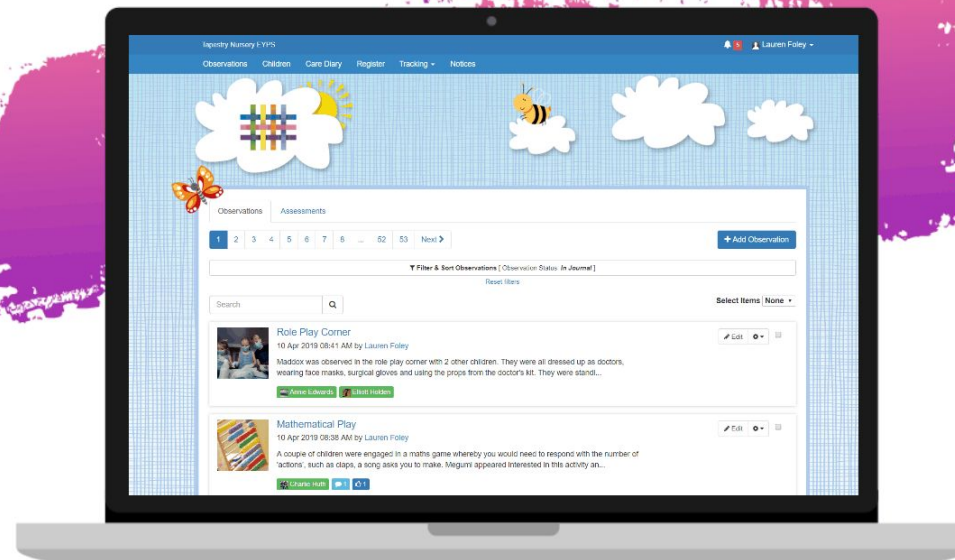
# Introduction to Tapestry



# What is Tapestry?



- **A secure online learning journal to record observations of children's learning and development.**
- In school, we will record our observations using tablets and PCs. Photos and videos can be uploaded as well as written comments.





## Why are we using Tapestry?

---

- ▶ To support **communication** between home and school
- ▶ To give parents/carers an **insight into children's experiences** at school. *However, Tapestry will only capture some of what they do. We want to focus on interacting and building our knowledge of each child and will not record everything*
- ▶ To give you an opportunity to easily **share** your child's significant moments and **learning at home**.
- ▶ To give you a lovely **record** of some highlights of your child's Reception Year (in July you can download a PDF of your child's journal).
- ▶ It is a **tried and tested** system, launched in 2012 and widely used in the UK. It is used by 17,000 settings (preschools, schools etc) in 40 countries.



## Who can access Tapestry? Is it safe?

---

- ▶ A account activation link (provided by the school) and a **password** is required to access Tapestry.
- ▶ You are **linked manually to your child** so you can only view observations for them.
- ▶ The only other people who can view an individual child's journal on Tapestry are **our teachers and Teaching Assistants**.
- ▶ Sometimes the photos/videos from our observations will involve a pair or **group** of children.
- ▶ We have asked **parents to give consent** for their child's image to appear in any photos for group observations.



## How is the data kept safe?

---

- ▶ Data is stored separately for each school or early years setting
- ▶ Tapestry's developers and staff require Fetcham Village Infant School's permission to access our Tapestry account
- ▶ For more information about Tapestry security you can go on their website <https://tapestry.info/security.html>





# What devices do we need?

- ▶ Tapestry is an online learning journal system
- ▶ There is an app and browser version available. This means parents can access Tapestry on a smartphone, a tablet or a PC. At school we will only use tablets and PCs.



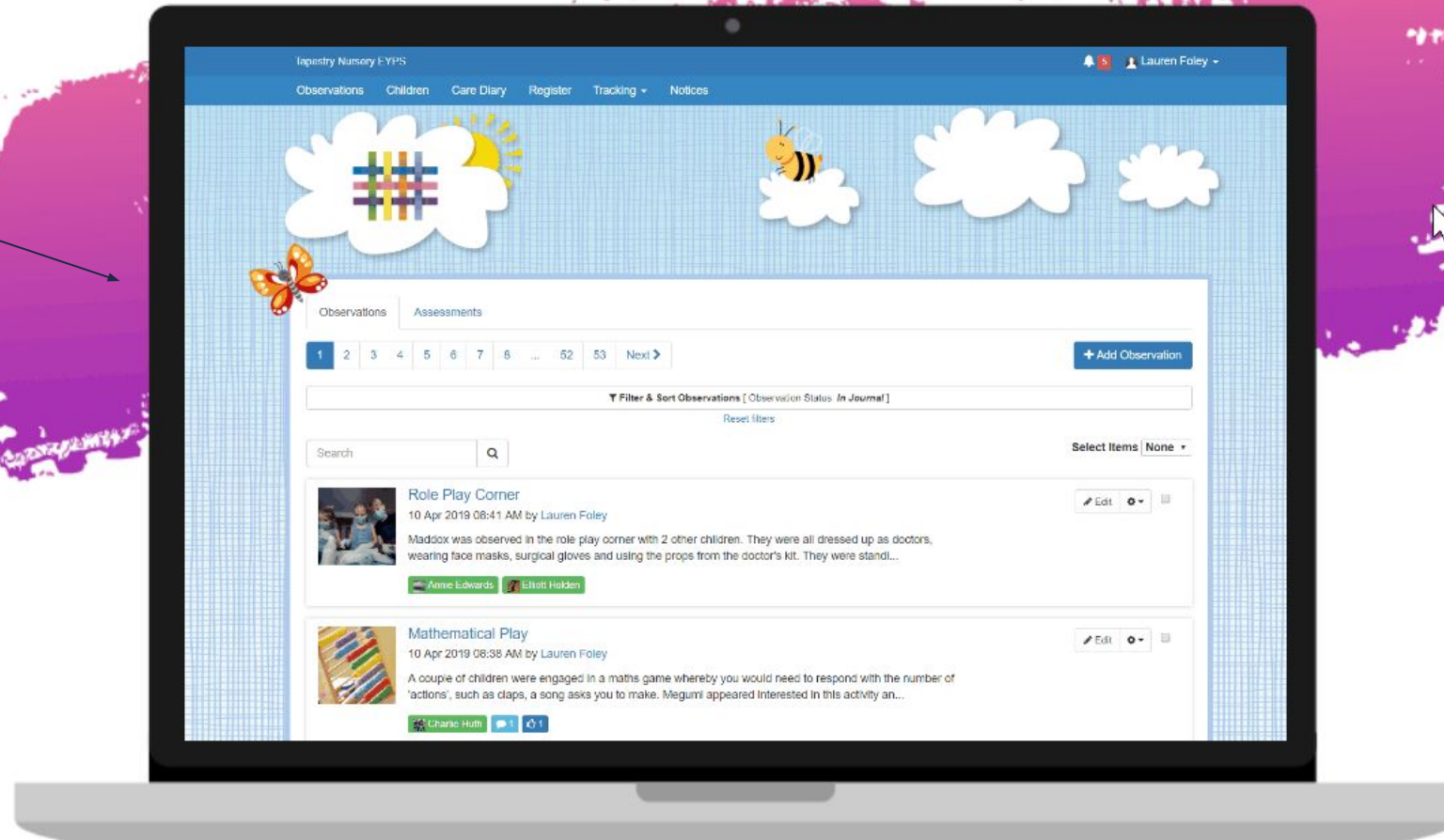




# What does Tapestry look like?




Online overview  
screen





# What does Tapestry look like?


An individual  
observation



Listening to a story

Submitted by Emily Tapestry added 17 Apr 2017 11:47 AM

0 Likes



Notes

This morning, after we had all tidied up, we sat on the number carpet where one of our teachers read a story about a little girl who is searching for a star. (Lucia's Star)  
We all listened really well and discussed various aspects of the story. We each made our own predictions of what might happen next and how we think the story might end.

Comments

Add a comment

Add reply





# What does Tapestry look like?

Example page from the PDF you can download at the end of the Reception year. This is Mrs Birrell's daughter and she has given permission to share this!

## Using a number line

By N [redacted] - Added 08 Jan 2020 01:57 PM



## Notes

Millie was able to count on from one number to another to find the answer to a verbal number sentence.



# Observations

- ▶ When you login to your account you will be able to see observations for your child that have been added to their journal.
- ▶ This includes any photos/videos/audio files attached to the observation.
- ▶ If it's a group observation, what you can see will depend on whether parents/carers have given consent for others to see their child's photos/videos.
- ▶ You can also add your own observations of significant learning moments outside of school.





# What should I add as a parent/carer?

- ▶ We would love to see some of your observations from home. However, there is no pressure to do this and no expectation about how many you do. Examples:
  - ▶ a special event or day out with family/friends
  - ▶ a 'hands on' experience like gardening or cooking
  - ▶ big or little achievements, such as putting on their own coat, riding a bike, trying a new club or game, climbing, making a card, writing a list, counting out their toys etc.



## Card for Ethan

By Sophie Birrell - Added 01 Feb 2020 10:21 AM



## Notes

Millie decided to make a card for her brother Ethan. She did it all independently - everything was her idea and her work! She was very proud of her card and Ethan loved it.

## Visiting the ducks and climbing trees

By Sophie Birrell - Added 09 Mar 2020 09:30 PM





# Logging into Tapestry



- ▶ As part of your welcome pack that you completed before your child started School, you completed a consent form for Tapestry and provided an email address for your account.
- ▶ You will receive an email with a link to activate your account. Please do this as soon as possible because the link is time-limited.
- ▶ Once you activate your account you can then login to your child's Tapestry journal using your email and password.
- ▶ You can reset your password by email if you forget it.
- ▶ Passwords are case sensitive.
- ▶ Remember to set a strong password.
- ▶ You can read this article for some guidance on how to set a strong and memorable password  
<https://eyfs.info/forums/topic/47249-password-setting-advice/>

A screenshot of the Tapestry Online Learning Journal login page. The page has a blue border. At the top left is the Tapestry logo (a grid of colored lines). To its right, the text 'TAPESTRY' is written in a large, bold, sans-serif font, with 'ONLINE LEARNING JOURNAL' in a smaller font underneath. Below the logo and text are two input fields: 'Email address' and 'Password'. Below these fields is a blue button with the text 'Log in'. At the bottom of the page, there is a link that says 'Having trouble logging in?'.